


# The Golden Rule



Many people came to Jesus to learn from him. He had such great knowledge, and the things he taught them were so different from what they were used to hearing from the Pharisees, who were the main teachers during that time.



Jesus loved to teach the people about what God had in store for them. They were used to following the Jewish laws and customs, but Jesus came to teach them about how to live their lives God's way.

The Sermon on the Mount is one of the most famous teachings Jesus ever gave the people. He used this time to show them the truth in the Scriptures.


## The Golden Rule



Jesus had the multitude of people sit down on the grass while he taught, and one of the lessons he gave them was on the golden rule.

Jesus said, **“How many of you would give your children a snake if they asked for a piece of bread?”** No one raised their hands.

Do unto others the way you would have them do unto you.



Jesus continued, **“Of course you wouldn't. Because you love your children. Your Father in heaven loves you much more than you love your children. In the same way, it's important for you to do unto others the way you would have them do unto you.”**

Jesus was showing the people how important it was for them to treat each other the way that they would want to be treated. How much do we struggle with this? It's hard to be nice and kind to everyone all the time. However, even when someone does something to us that we don't like, it's our job to respond to them the way Jesus would.



This teaching was important, and it made everything the people had learned from the law and the prophets make a lot of sense to them.



**PEOPLE**



**PEOPLE**

To know more about flannelgraph and how to use these visuals for storytelling [click here](#).



**JESUS**




**THE GOLDEN RULE**

**Do unto others the  
way you would have  
them do unto you.**

**THE GOLDEN RULE MESSAGE**

Storytime Capsule - The Golden Rule



**The Golden Rule**

4

**Do unto others the way you would have them do unto you.**

5

**TIP:** As a reference write down the corresponding number at the back of each cut outs and keep them in one folder or envelope when not in use.

